



Maisy Storyhour Kit

Dear Maisy fan,

We're excited to help you celebrate story hour!

It's no mystery why Lucy Cousins's Maisy books are favorites with toddlers and preschoolers, parents, booksellers, teachers, and librarians alike. With their signature child-friendly colors and reassuring warmth, they portray Maisy and her friends in adventures that reflect the experiences young children have every day.

So get ready to celebrate story hour with Maisy, every child's first friend!

This guaranteed a-Maisy-ing story hour kit includes:

- activity ideas
- reproducible sheets
- topics for discussion
- and more!




**For all things Maisy
please visit www.maisyfunclub.com.**

Help Maisy find her friends!


Help Maisy find the butterflies, the snail, and all the flowers. Circle these items on the page.
How many red flowers are there?







Maisy maze

Maisy is walking along the path.
Use a pencil to show her the way to the field.
What animals can she stop and say hello to?
Color in the picture, if you like.



The More, the Maisy-er!

 Maisy is the star of nearly 100 books. Use the following activities with classic Maisy books for a fun Maisy story hour series. 

Before your Maisy story hour

Use the printable flyers, posters, and invitations to spread the word about your Maisy story hour. Be sure to write in the date, time, and location before you make copies.

Read the story

Select your favorite Maisy story to read, or ask children to choose from two or three that you have available. You may want to read more than one.

Post-reading activity

After reading the story, look back over the illustrations and invite the children to comment on what they notice.

Some questions you might ask:

Maisy and her friends do lots of fun things. What do you like to do with your friends?

What is your favorite Maisy book?

If you were going to write a Maisy story, what would it be about?

Then hand out the following activity sheets for children to complete at the story hour or take home for more Maisy fun later. Be sure to have plenty of crayons and pencils on hand.



Bonus activity ideas

1. Invite Maisy to your next story hour by arranging for a Maisy visit through Costume Specialists. You can learn more about reserving the Maisy costume by contacting: *Jay Christopher at Costume Specialists*
JChristopher@COSPEC.com
(800) 596-9357
2. Maisy is friends with Eddie, Charley, Tallulah, and Cyril – and Maisy's readers are her friends too. Pass out crayons or pencils and paper and ask children to draw a picture of themselves with Maisy, doing their favorite activity.

Find the Pairs






Help Maisy find the matching pairs. Draw lines connecting the things that are the same. Then color them in.





Draw with Maisy


Maisy is painting a picture of a musical instrument.
Can you help color it in? Then color Maisy, too.

On the three blank
sheets of paper, can you
draw pictures of other
things that make music?









Maisy loves to read!

Please join us for a special Maisy story hour

Date:

Time:

Location:



www.maisyfunclub.com



Maisy loves to read!

Please join us for a
special Maisy story hour

Date:

Time:

Location:



Maisy™. Maisy is a registered trademark of Walker Books Ltd., London. Illustrations copyright © 2008 by Lucy Cousins. Lucy Cousins font copyright © 2008 by Lucy Cousins.


Maisy loves to read!

Please join us for a
special Maisy story hour

Date:

Time:

Location:



Maisy™. Maisy is a registered trademark of Walker Books Ltd., London. Illustrations copyright © 2008 by Lucy Cousins. Lucy Cousins font copyright © 2008 by Lucy Cousins.

Maisy loves to read!

Please join us for a special Maisy story hour

Date:

Time:

Location:



Maisy loves to read!

Please join us for a special Maisy story hour

Date:

Time:

Location:



Maisy loves to read!

Please join us for a special Maisy story hour

Date:

Time:

Location:



Maisy loves to read!

Please join us for a special Maisy story hour

Date:

Time:


Location:



Calling All Artists!

See your own artwork on Maisy's website!

www.maisyfunclub.com



Just follow these easy steps:

1. Create your artwork! All pictures must be of Maisy or her friends (Tallulah, Eddie, Cyril, and Charley). Use the coloring and activity sheets provided, or download a Maisy coloring sheet from www.maisyfunclub.com and color it in (see *Color with Charley*.) You can also draw and color your own Maisy picture on an 8 1/2 x 11-inch sheet of paper.
2. Fill in the Maisy's Art Gallery Permission Form below. Submissions cannot be posted unless accompanied by a permission form signed by an adult guardian.
3. Mail your artwork together with the Maisy's Art Gallery Permission Form to: Maisy's Art Gallery, Candlewick Press, 2067 Massachusetts Avenue, Cambridge MA 02140-1338.
4. If you'd like your artwork returned to you after we've posted it, please include a self-addressed, stamped envelope with your submission.
5. Now you're an official Maisy artist! Be sure to visit Maisy's Art Gallery two to three weeks after you submit your artwork and look for your artwork on display!

Maisy's Art Gallery Permission Form

I understand that the submission of Maisy artwork (the "Submission") by my (child, grandchild, other _____; please specify), _____ (child's name), to Candlewick Press may be included on the Candlewick Press website (the "Website"). I hereby give Candlewick Press, Inc., its successors, assigns, and licensees the right to publish and license the Submission including the first name, age, and home state of my (child, grandchild, other _____; please specify) accompanying the Submission (but no other personally identifying information) in all media throughout the world solely for the Website. I acknowledge that the Submission is the sole property of Candlewick Press. I also release Candlewick Press from any and all claims for liability, compensation, profit, or expenses arising out of the use of the Submission.

I have read the above Release prior to signing it and I understand its contents and hereby give consent on behalf of the minor named above.

SIGNATURE OF LEGAL GUARDIAN: _____

GUARDIAN'S NAME: _____

ADDRESS: _____

CITY: _____ STATE: _____ ZIP: _____

DATE: _____

INFORMATION TO BE POSTED ON WEBSITE

CHILD'S FIRST NAME: _____

CHILD'S AGE: _____

CHILD'S HOME STATE: _____